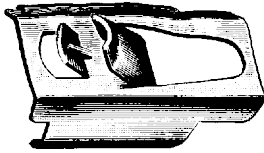


Moulding Fasteners

Illustrations Are Actual Size



2295.....\$2.00Ea


Ford 49-51
Hood Top Panel

Most clips are installed on the body of the car first. This tab goes into the hole on the body of the car and the other side is squeezed together with pliers to open the tabs up inside the hole. The moulding is then snapped onto the clip.




2522.....\$2.25Ea

Ford 54-56
Radiator Grill



2767.....\$1.50Ea

Ford, Mercury 57-58
5/16-24 X 3/4"



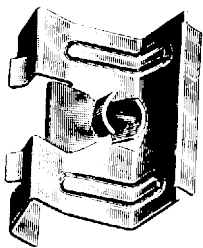
2464.....\$2.00Ea

Ford, Lincoln, Mercury 52-54
Garnish Trim



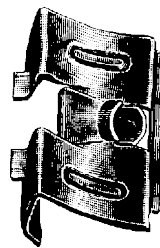
2569.....Discontinued

Ford, Mercury 55
Door & Quarter Belt




2567..... Discontinued

Ford, Mercury 55-56
Door & Quarter Belt




2568.....\$2.00Ea

Ford, Mercury 55-56
Door & Quarter Side




2564.....\$1.10Ea

Ford, Lincoln, Mercury 55-58




2694.....\$1.50Ea

Ford 57: 57A, 58B, 63A, 64B, 76
Door



2455.....\$2.50Ea

Ford 52-53
Front Fender & Door



2454.....\$2.50Ea

Ford, Mercury 52-54
Body Belt