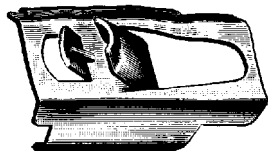


Moulding Fasteners

Illustrations Are Actual Size


Most clips are installed on the body of the car first. This tab goes into the hole on the body of the car and the other side is squeezed together with pliers to open the tabs up inside the hole. The moulding is then snapped onto the clip.




2295.....\$2.00Ea
Ford 49-51
Hood Top Panel




2522.....\$2.25Ea
Ford 54-56
Radiator Grill



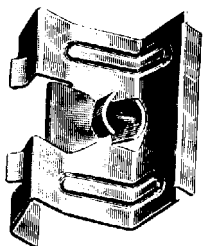
2767.....\$1.50Ea
Ford, Mercury 57-58
5/16-24 X 3/4"



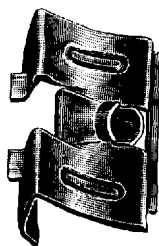
2464.....\$2.00Ea
Ford, Lincoln, Mercury 52-54
Garnish Trim




2569.....Discontinued
Ford, Mercury 55
Door & Quarter Belt



2567..... Discontinued
Ford, Mercury 55-56
Door & Quarter Belt




2568.....\$2.00Ea
Ford, Mercury 55-56
Door & Quarter Side




2564.....\$1.10Ea
Ford, Lincoln, Mercury 55-58



2694.....\$1.50Ea
Ford 57: 57A, 58B, 63A, 64B, 76
Door



2455.....\$2.50Ea
Ford 52-53
Front Fender & Door



2454.....\$2.50Ea
Ford, Mercury 52-54
Body Belt